



# Chapter 4


## Do you know your salat

dust	Qibla	ajir
forehead	ground	

1. When making tayamum, one should use \_\_\_\_\_ from a clean surface such as the ground or a wall.
2. To do tayamum, the palms of the hand are placed on the \_\_\_\_\_, and then wipe ones face with both hands.



- 
3. Praying with a group has more \_\_\_\_\_ (reward) than praying alone. The reward when praying in a group is 27 times more.
  4. The direction of the \_\_\_\_\_ in North America is Northwest.
  5. When making sujud, the \_\_\_\_\_ , nose, hands, knees and feet should touch the ground.



# Remember!

- When making tayamum, one should use dust from a clean surface such as the ground or a wall.
- To do tayamum, the palms of the hand are placed on the ground, and then wipe ones face with both hands.
- Praying with a group has more ajir (reward) than praying alone. The reward when praying in a group is 27 times more.
- The direction of the Qibla in North America is Northwest.
- When making sujud, the forehead, nose, hands, knees and feet should touch the ground.